

# Savant DigiFlow 6710M-22, Mini Flow Totalizer and Flow Rate Meter (Liter mode)

SAVANT ELECTRONICS INC.

1670-3, Sec.1, Huanzhong road, Taichung 40761, Taiwan

Tel : 886 4 2425 5578 Fax : 886 4 2425 0396

Email : [savantco@ms65.hinet.net](mailto:savantco@ms65.hinet.net)

Website : [www.homewaterfilter.com.tw](http://www.homewaterfilter.com.tw)

## Features :

- Flow totalizing up to 99999 liters
- Flow rate display from 1.0 to 15.0 liter/min.
- Battery operated, 2 AA batteries
- Low battery power alert
- Automatic data memorized when battery power is off



## Application :

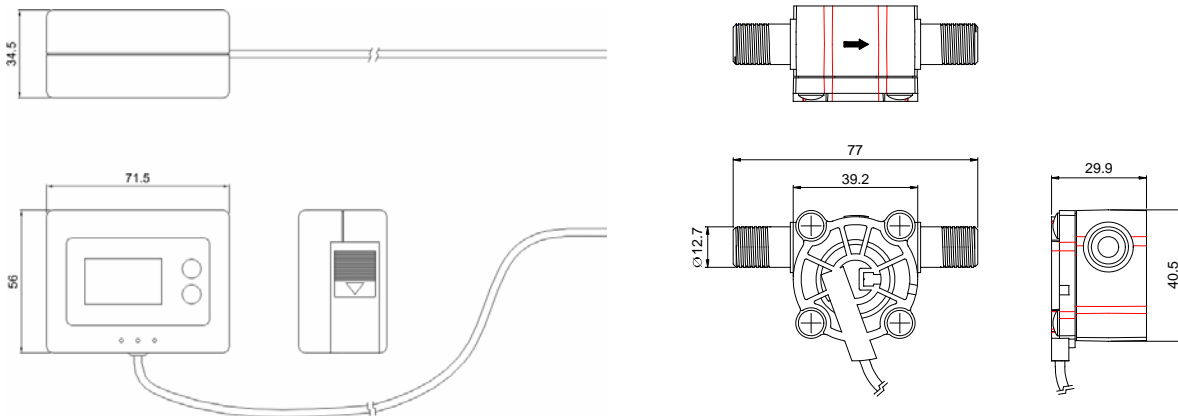
- ✓ Water cooler
- ✓ Water dispenser
- ✓ Cooling system for machinery

## 1.0 Electrical :

Operating Voltage : 3 DC Volts

Operating Current : 1.0 mA (work), 0.015 mA (sleep)

## 2.0 Mechanic :

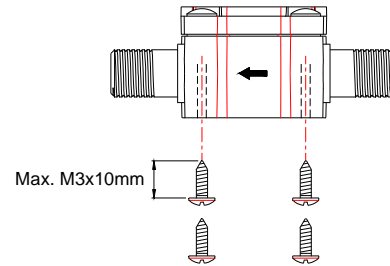

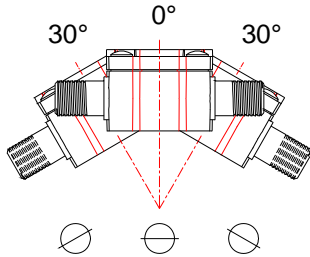


## 3.0 Application :

Installation Method : **Horizontal installation ONLY**

Flow Direction : One way

Flow Rate : 1.0 – 15.0 liter/min



#### 4.0 General :

Temperature : 0 to 80°C (32 to 170 °F)

Pressure : Max. 6.0 bar (85 psi)

Weight : 140 g (5.38 oz)

Accuracy : +/- 10%

Connection : 3/8 inch BSP male

Materials : Sensor Body : Acetal Copolymer, TICONA M90

Turbine : Acetal Copolymer, TICONA M90

Stick of Turbine : #304 Stainless Steel

O-Ring : EPDM Rubber

Housing : ABS resin

#### 5.0 Operation Guide

##### 5.1 Install Batteries

Slide off the cover case of the battery room, and put into 2 AA batteries. Then slide the cover case back.

##### 5.2 Connecting Fitting

The specification of the DigiFlow 6710M-22 Mini Flow connectors is 3/8" BSP male. You could use any 1/4" BSP male connectors.

##### 5.3 Operating

The DigiFlow 6710M-22 Mini Flow will automatically turn on when there is water flowing through the sensor. It will automatically turn off in 10 seconds when there is no water flowing.

##### 5.4 Display and Mode Selection :

Press the “DISPLAY” button will turn on the LCD of the DigiFlow 6710M-22 Mini Flow . Pressing the “DISPLAY” button again could choose to display accumulated flowing volume (flow totalization) or real-time flow rate.

#### 5.5 Reset

Use stick to keep pressing the “RESET” button for 4 seconds, the total measuring volume will be reset to be zero.

#### 5.6 Low Battery Power Alert

When the battery power lower than normal working level, the buzzer will beep twice to notice and the battery symbol on the screen will blink to notice user to change the battery. Once the batteries are replaced, the alert will be released. The data will be kept in memory and stored back when user replace the batteries.